



TM SERIES

Mobile Rockbreakers

BTI's TM Series of Mobile Rockbreaker is a heavy duty, low profile vehicle specifically designed for breaking oversize in underground applications.

Features & Benefits

Optimum Breaker Performance

is achieved with the four hydraulic stabilizers, capable of levelling the machine on any ground condition. When supported on the four stabilizers the full weight of the machine is available for raking and breaking operations independent of ground conditions. The stabilizers also eliminate the oscillation of the engine end axle for excellent machine stability during boom and breaker operation.



Rugged Construction

Normal operation of the Rockbreaker imposes side and torsional loading of the boom assembly when the machine is used to rake and manipulate oversize. The Breaker Boom has been specifically designed with an integral sub-frame to provide additional rigidity and strength to the base carrier frame.

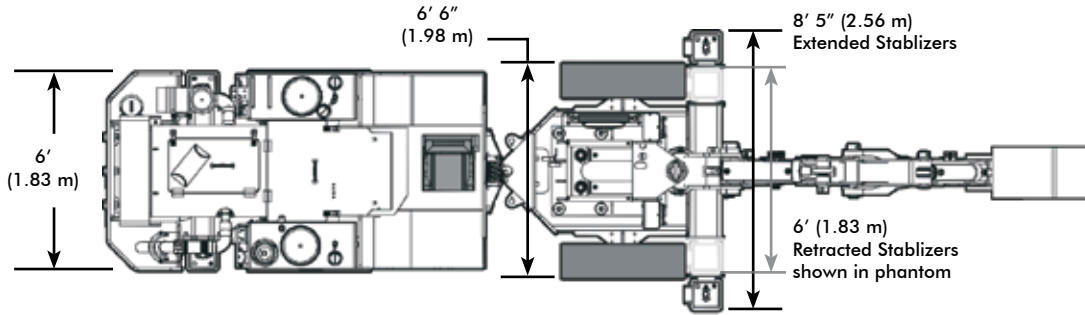
Boom sections are fabricated from high strength carbon steel with reinforced ends.

Massive swing post is mounted on self-aligning bushings.

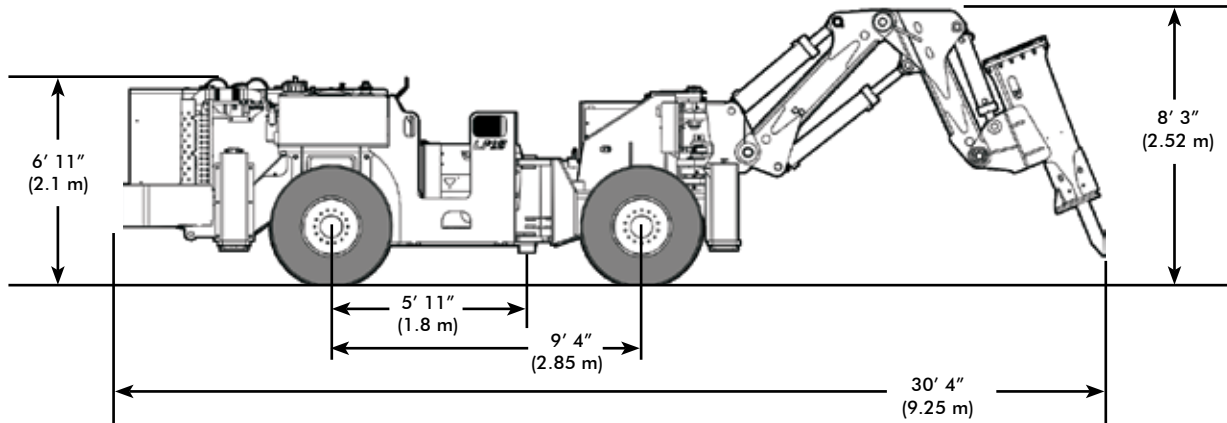
Pivot pins are oversize alloy steel with replaceable hardened steel bushings.

All hydraulic boom cylinders are equipped with oversize rods and self-aligning bushings at each end to prevent side loading of the cylinders during raking and breaking operations.

TM12 - LP15 ARN Mobile Rockbreaker



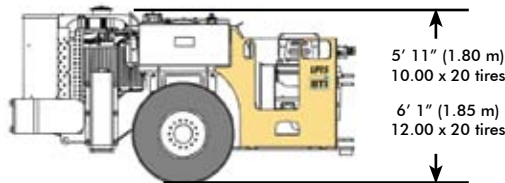
- TM 12 OPTIONS**
- Protective operator structure
 - Air intake system
 - Exhaust system
 - Fuel filling System
 - Hydraulic Filling System
 - Tires
 - Fire suppression systems
 - Electric power pack
 - Wheel chocks
 - Boom greasing system
 - Breaker greasing system
 - Dust suppression system
 - Breakers
 - Breaker tools



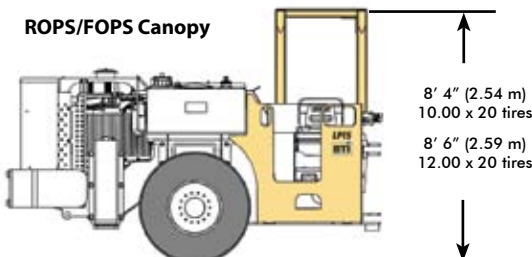
TM12-LP15 WEIGHTS AND DIMENSIONS	
OPERATING WEIGHT	32,050 lb (14,537 kg)
OVERALL TRAMMING LENGTH	30' 4" (9.25 m)
OVERALL WIDTH	6' 6" (2.0 m)
TRAMMING HEIGHT	8' 3" (2.5 m)
CARRIER ARTICULATION	+/- 45°
INSIDE TURNING RADIUS	7' 10" (2.39 m)
OUTSIDE TURNING RADIUS	19' (5.8 m)
BOOM SWING	+/- 45°
MAXIMUM BREAKER REACH - BX20	15' 9" (4.8 m)
MAXIMUM BREAKER REACH - BX30	16' 6" (5.0 m)

TM12 -LP15	STANDARD BREAKER	OPTIONAL BREAKER
	BX20	BX30
ENERGY CLASS	2,000 ft-lb (2,711 joule)	3,000 ft-lb (4,067 joule)
OPERATING WEIGHT	2,050 lb (930 kg)	2,668 lb (1,210 kg)
BLOWS PER MINUTE	350 - 550	350 - 550
(HIGH-SPEED)	500 - 750	500 - 850

Standard Operator Compartment

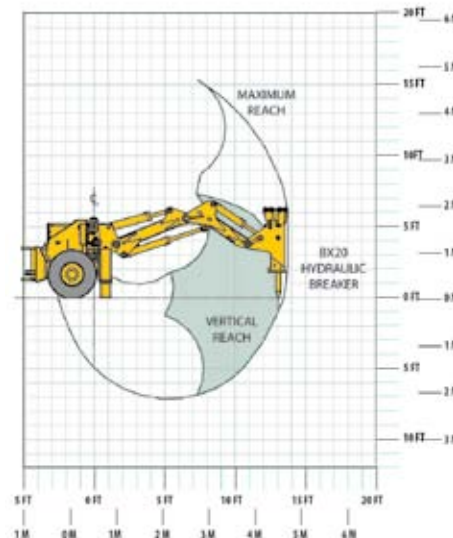


ROPS/FOPS Canopy

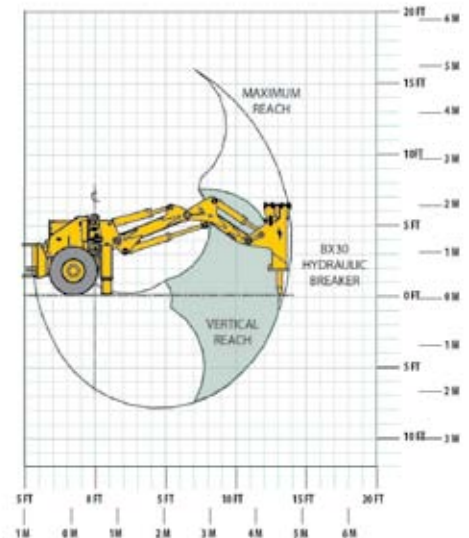


BREAKER COVERAGE

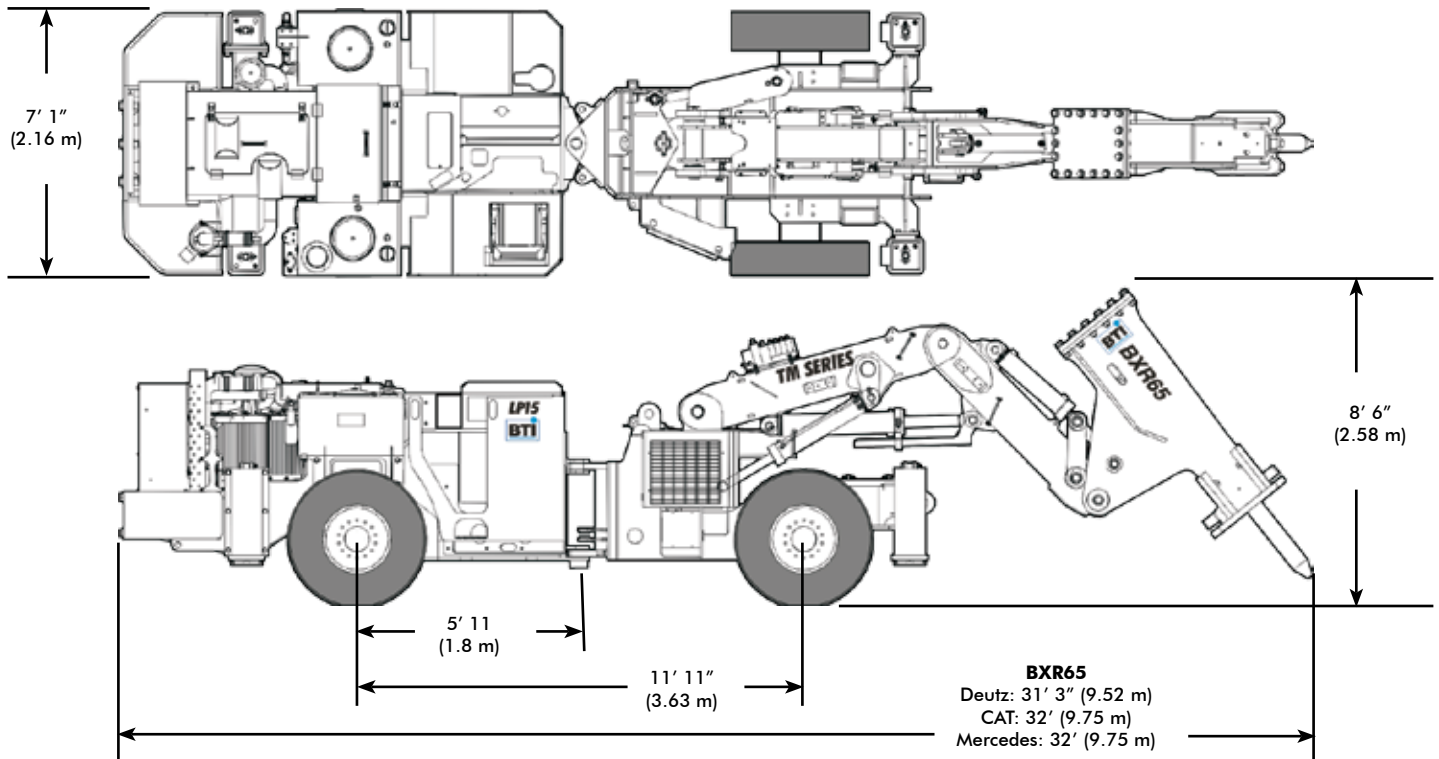
BX20 BREAKER



BX30 BREAKER



TM15 - LP15 ARW Mobile Rockbreaker

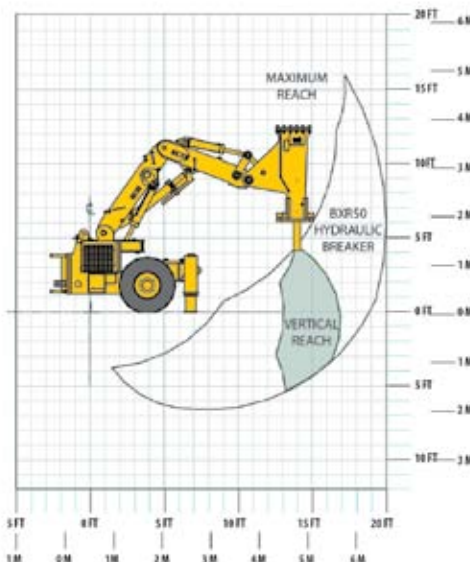


TM15 - LP 15 WEIGHTS AND DIMENSIONS	
OPERATING WEIGHT	45,100 lb (20,457 kg)
OVERALL TRAMMING LENGTH	32' (9.75 m)
OVERALL WIDTH	7' 1" (2.16 m)
TRAMMING HEIGHT	8' 6" (2.6 m)
CARRIER ARTICULATION	+/- 45°
INSIDE TURNING RADIUS	10' 9" (3.27 m)
OUTSIDE TURNING RADIUS	20' 4" (6.2 m)
BOOM SWING	+/- 45°
MAXIMUM BREAKER REACH - BXR50	19' 6" (5.9 m)
MAXIMUM BREAKER REACH - BXR65	20' 3" (6.17 m)

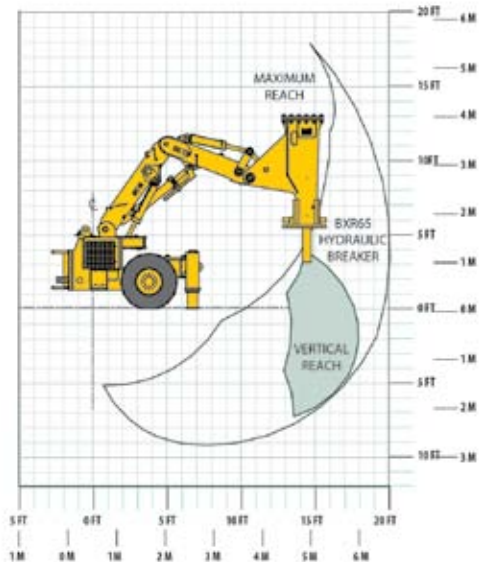
	STANDARD BREAKER	OPTIONAL BREAKER
	BXR 65	BXR 50
ENERGY CLASS	6,500 ft-lb (8,813 joule)	5,000 ft-lb (6,800 joule)
OPERATING WEIGHT	4,860 lb (2,204 kg)	4,200 lb (1,905 kg)
BLOWS PER MINUTE	341 - 488 (Long Stroke)	374 - 531 (Long Stroke)
BLOWS PER MINUTE	454 - 649 (Short Stroke)	514 - 730 (Short Stroke)

BREAKER COVERAGE

BXR50 BREAKER



BXR65 BREAKER



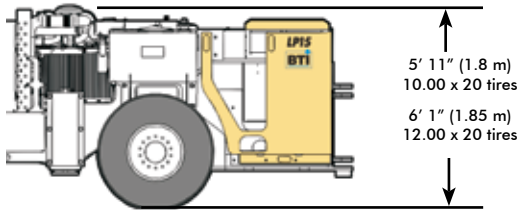
TM 15 OPTIONS

- Protective operator structure
- Seating configurations
- Air intake system
- Exhaust system
- Fuel filling System
- Hydraulic filling system
- Tires
- Fire suppression systems
- Electric power pack
- Wheel chocks
- Boom greasing system
- Breaker greasing system
- Dust suppression system
- Breakers
- Breakers Tools

TM15 - LP15 ARW Mobile Rockbreaker

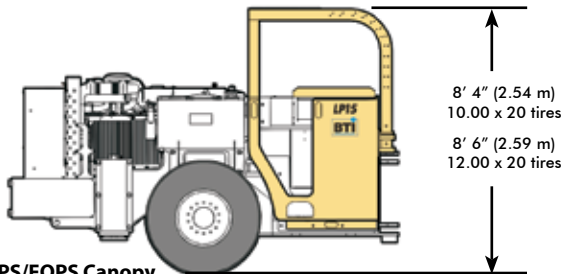
Protective Structures Options

Standard Operator Compartment



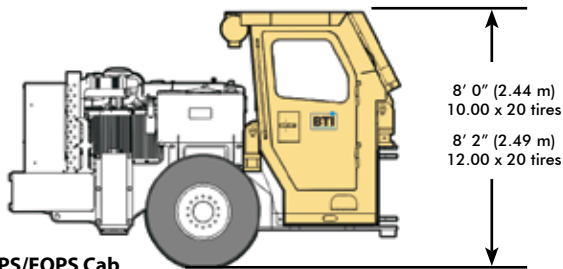
Standard dual compartments for operator and passenger.

Optional Operator Compartments



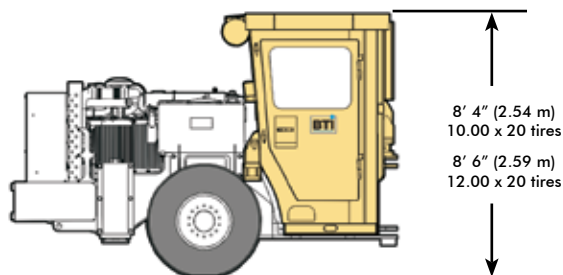
ROPS/FOPS Canopy

Tested and certified ROPS/FOPS canopy, complete with guard bars to help protect operator and passenger from dangerous fly-rock. Complete with swivel operator seat.



ROPS/FOPS Cab

Full cab; covers operator, controls and passenger. Tested and certified ROPS/FOPS cab, complete with guard bars to help protect operator and passenger from dangerous fly-rock. Includes heavy-duty safety glass, wiper/washers, HVAC heat / air conditioning system, air pressurization system and operator swivel seat.



Operator only Protective Cab

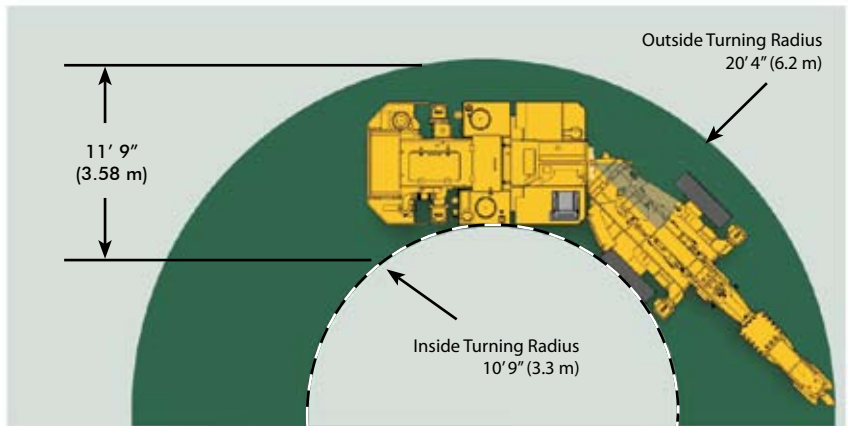
2/3 cab; covers operator and controls. ROPS/FOPS certified by design (not tested). Operator protective cab, complete with guard bars to help protect operator from dangerous fly-rock. Includes heavy-duty safety glass, wiper/washers, cassette player, HVAC heat / air conditioning system, air pressurization system and operator swivel seat.

Tramming & Rockbreaking Specifications

Turning Radius

Turning radius: +/- 45° articulation

Boom should remain in-line with the carrier during tramming for optimum stability.



Recommended Drift Height

BTI recommends a minimum drift height with cab: 9'-10" (3 m)

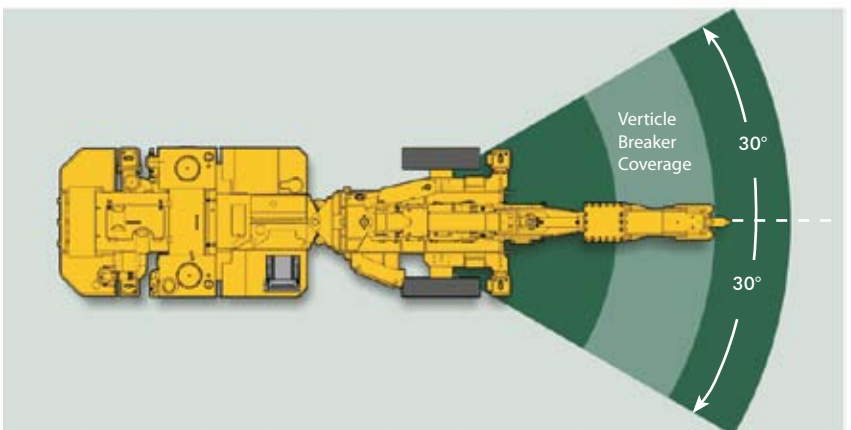


Boom Swing

Boom Swing: +/- 45°

Maximum Breaker Reach: **BXR65**: 20'-3" (6.2 m) / **BXR50**: 19'-6" (5.9 m)

- Optimum breaker coverage is attained within the vertical breaking coverage area.
- Carrier should be in a non-articulated state (in-line) with the front and rear jacks down while performing breaking and raking functions.



80100-ENG-0811

BREAKER TECHNOLOGY an Astec Industries Company
 UNITED STATES EAST (440) 248-7168 / UNITED STATES WEST (951) 369-0878
 CANADA & INTERNATIONAL (519) 599-2015 / www.rockbreaker.com

